

Best Practices for safe and secure meetings with Intermedia AnyMeeting



Here at Intermedia, we're dedicated to providing users with a safe and secure video conferencing experience from their office, home, and anywhere in between.

Read this quick guide to learn how to keep your meetings secure when using Intermedia AnyMeeting as a standalone service or with our Intermedia Unite® service.

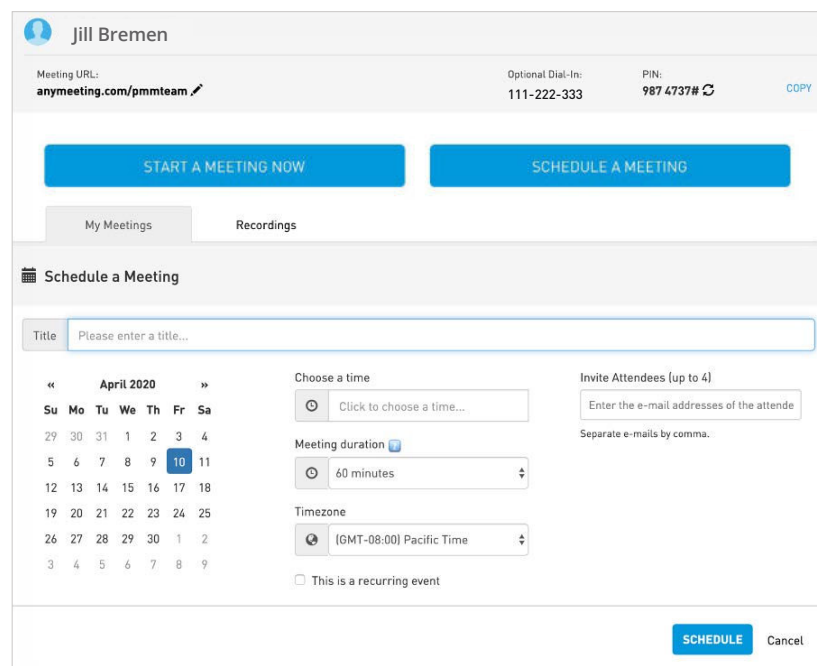
BEFORE YOUR MEETING

There is a common misconception that meeting security is only relevant while meetings are taking place—this is false. With AnyMeeting, one of the best ways to secure your meetings is when you are scheduling them.

When hosts send out meeting invites, their attendees receive a meeting code to join the meeting. Typically, this code stays the same for all of the meeting invites that a host sends out.

TIP:

The most secure way to schedule your meeting is with the Meeting Dashboard. Each time you schedule a meeting using the Meeting Dashboard, AnyMeeting automatically generates new meeting attendee meeting PINs—ensuring an extra layer of privacy and security in every meeting.



How to do it:

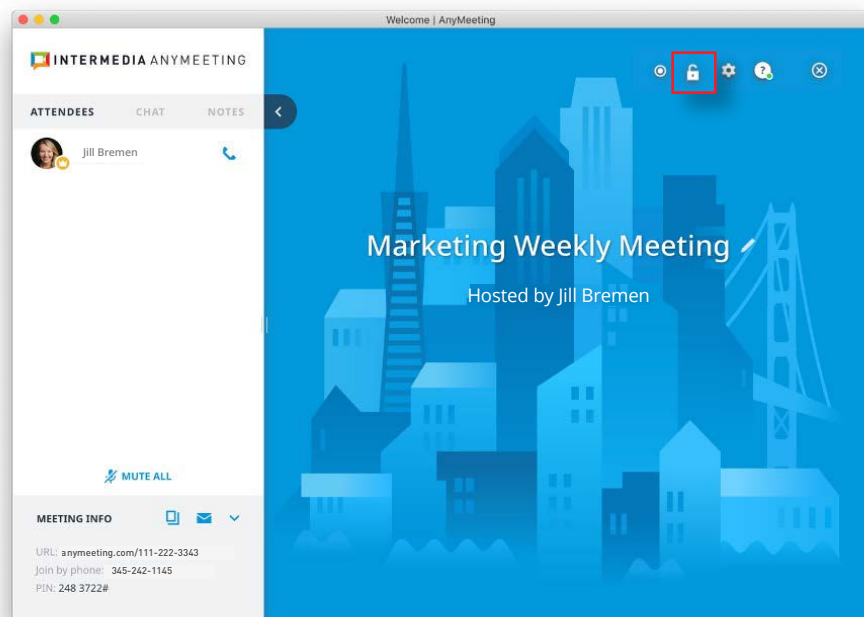
- Go to your [Meeting Dashboard](#) (If you are using AnyMeeting with Intermedia Unite, you can log in to your Meeting Dashboard using your Intermedia Unite credentials) on your chrome browser
- Click “Schedule Meeting”
- Enter meeting details, then click “Schedule Meeting”
- AnyMeeting automatically generates random attendee PINs and sends them to your attendees

DURING YOUR MEETING

Another great way for a host to ensure meeting security is to use the **Meeting Lock feature** while in an active meeting. The meeting lock feature ensures that no one else can join your meeting once you've locked it. When your meeting starts, take a quick roll-call to make sure you know each of your attendees and then lock the meeting to keep out any potential interlopers.

TIP:

Give participants a few minutes to join your meeting before you lock it to ensure you're not locking someone out who is actually supposed to be there!



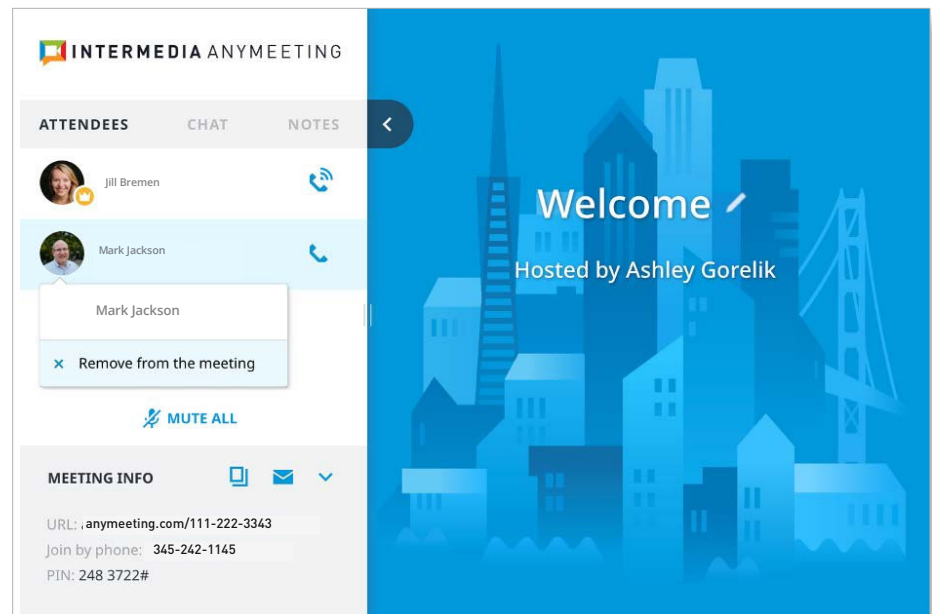
How to do it:

- Hover over the top of your meeting screen so you can see the top navigation
- Click the lock button (located in the top navigation of your meeting)
- Hosts can also unlock the meeting to let late arrivals in and then relock again once the attendee has arrived

During your meeting, if there is an unwanted attendee, AnyMeeting makes it easy to kick that individual out of the meeting.

How to do it:

- From your attendee list, click on the name of the person you want to kick out
- Click “Remove from meeting”



ADDITIONAL BEST PRACTICES FOR MEETING SECURELY

Reset your PINs frequently.

You can refresh your attendee PINs as many times as you want. We recommend to refresh your pins frequently for tighter security.

TIP: While AnyMeeting automatically generates new attendee PINs for scheduled meetings—we recommend you refresh your PINs often for ad-hoc meetings.

NOTE: Any meeting invitations you've sent out with old PINs will need to be updated with new PINs—otherwise, attendees won't be able to access your meeting.

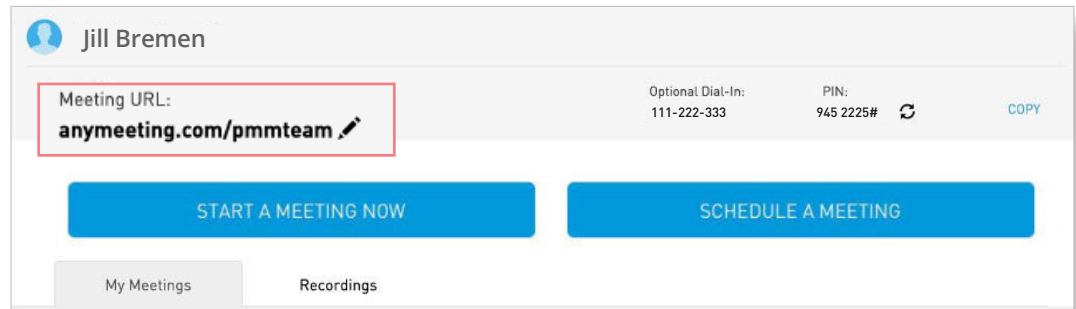
How to do it:

- Go to [Meeting Dashboard](#) (If you are using AnyMeeting with Intermedia Unite, you can log in to your Meeting Dashboard using your Intermedia Unite credentials)
- Click the refresh icon next to PIN
- AnyMeeting automatically generates a new meeting PIN

Be careful where you post your meeting information.

We recommend only sharing your meeting information via meeting invites to your specific attendees.

TIP: Don't share your custom meeting URL and conference PINs in any public forums. You never know who might read this to try and join your meetings.



It's important to remember that meeting security is a shared responsibility between you (the user) and the tool you've chosen. As a user, you should always practice security best practices to keep your meetings safe and private—and trust our team to take care of the rest.



J.D. Power 2019 Certified Assisted Technical Program, developed in conjunction with TSIA. Based on successful completion of an audit and exceeding a customer satisfaction benchmark for assisted support operations. For more information, visit www.jdpower.com or www.tsia.com. Intermedia Unite, SecuriSync, VoIP Scout, AnyMeeting and HostPilot are either trademarks or registered trademarks of Intermedia.net, Inc. in the United States and/or other countries.

Contact us to learn more:
800.379.7729 | sales@intermedia.net
intermedia.net

